



Performance Automation Series

Pneumatically and Electrically Actuated Ball Valves



Designed Exclusively for Enduring Automation

Highlights

Ideal for High Cycle Applications and / or Extended Service Life

Premium Quality - Low Cost - Made in USA

Ultra-Compact Design with Fast Index Time

Unique Pneumatic Double-Acting Model with Fail Safe Feature

Can be Customized to Meet Specific Application Needs

Certified NSF® / ANSI

Performance Engineered Automated Ball Valves

Designed and Tested, Manufactured and Assembled, Supplied
and Supported, Direct from our USA Headquarters



Table of Contents

Performance Automation Series SL01-1805

Product Information

1. Ball Valves
2. Pneumatic Actuators
3. Pneumatic Actuator Accessories
4. Electric Actuators

Product Specifications

5. Ball Valves
6. Pneumatic Actuators
7. Pneumatic Actuator Accessories
8. Electric Actuators

Product Dimensions

9. Pneumatically Actuated Model C90BDB
10. Pneumatically Actuated Models C512D / C522D
11. Pneumatically Actuated Models C512SR5 / C522SR5 - C512SR / C522SR
12. Electrically Actuated Model WD2402

How To Configure Model Number - Manually & Pneumatically Actuated

13. How To Configure Model Number
14. Sample Request



2 Otter Court, Raymond, NH 03077 USA
T 603 244-7931 F 603 895-6785 E service@geminivalve.com
www.geminivalve.com

Product Information

Ball Valves

Gemini's Performance Automation Series was designed exclusively for enduring automation. Ideal for a wide variety of OEM and end user applications involving high cycling or when extended, maintenance-free service life is required.

Additionally several materials of construction are NSF® / ANSI 169 Certified making this series suitable for wide range of commercial cooking equipment and related applications.

Available in standard pipe sizes ¼" - 2". Other sizes and / or connections may be available upon request. Recently added to this series is a diverter or selector style 3-port model. Contact us for details.

Typical applications include test, fluid fill, batching, drain, or anywhere quick positive on / off control is required.

Standard valve body materials include brass and stainless steel. Carbon steel available upon request.

Seals include P.T.F.E. Glass Filled Teflon® seats and Viton® stem seals. Optional seals available including E.P.D.M (Ethylene-Propylene-Diene Monomer).

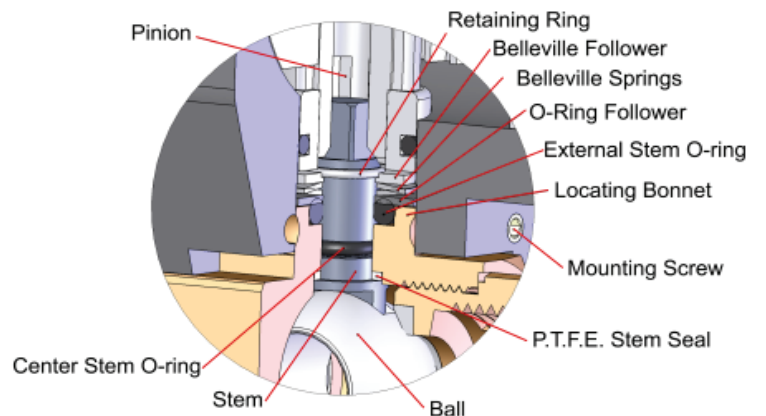
Valve seal leakage can be problematic for high cycle or extended service applications. Gemini's Performance Automation Series incorporates two unique design features which enable long, leak-tight service life. Please see the following **Stem Detail** and **Mounting Detail** to learn more.

Stem Detail

While all Gemini Valve ball valves feature a proven wear and thermal compensating stem seal design, the addition of two O-ring seals adds a new dimension.

Stem seal integrity is achieved by three independent and distinct elements. A lower, dual purpose stem seal and thrustbearing made from reinforced Teflon® acts as a primary static seal. A center O-ring seal provides the main dynamic seal. The gland for this O-ring is located on the stem so that it maintains a predictable preload. Finally, an external O-ring provides both a secondary static and dynamic seal. This final seal is spring compensated to make up for extreme cycling and wear. As the O-ring and Teflon® seal wears, the springs apply a constant axial force on a hardened stainless washer forcing the O-ring below to expand radially and maintain contact with the stem.

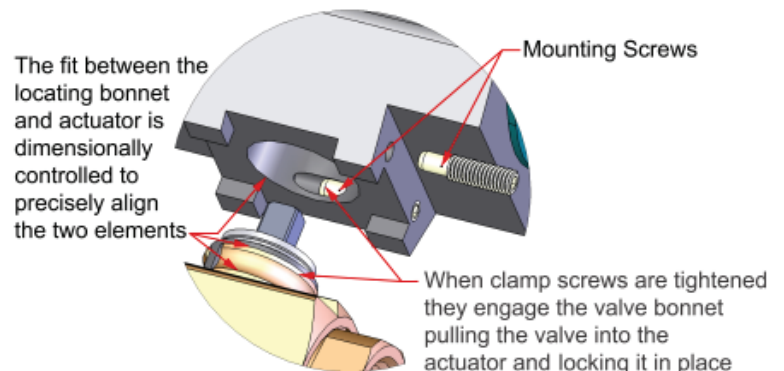
The traditional stem (packing) nut has been eliminated and replaced with a captive, fixed-preload retaining ring. This eliminates the danger of incorrectly tightening the nut which can result in premature stem seal leaks. The valve is designed to maintain its integrity without any adjustment or maintenance of the stem seal preload.



Mounting Detail

A key element in long stem seal life is to minimize stem side loading resulting from valve to actuator mis-alignment. Our unique valve to actuator coupling system utilizes a precisely machined locating bonnet and mating actuator gland to ensure nearly perfect alignment. Two intersecting clamp screws are used to complete the mounting clamp process by pulling the valve into the actuator and locking it rigidly in place. These clamp screws are easy accessible making the usual chore of joining or separating the valve from the actuator simple and quick.

Additionally, the relative torque between the actuator and valve is absorbed independent of the clamp screw by means of a four corner mounting pad that straddles a mating projection on the valve body. This locks the valve in position and eliminates the risk of the valve loosening while in service.



Product Information


Pneumatic Actuators

Gemini's Performance Automation Series Pneumatic Actuators are designed to provide exceptional, maintenance-free service life.

Gemini Valve manufactured the first direct mount pneumatically actuated ball valve in 1974. Today, as then, we continually gather feedback from our valued customers to improve our products performance. Our Performance Automation Series Rack & Pinion Pneumatic Actuators incorporate many of the attributes developed for our industry proven 400 and 500 models with our latest innovations.

Three pneumatic styles are offered:

Double Acting



Two double-acting models are available: C90 and C500. Double acting is the most popular pneumatic actuator style in that it offers the most compact size and longest service life at the lowest cost. Cycle or index speed is approximately ½ - 1 second.

The C90 model is ideal for OEMs in 1/4" to 1" pipe size applications. Having different materials of construction it offers the lowest cost with equivalent life. Basic construction is hard anodized aluminum body with Buna N internal O-rings.

The C500 model accommodates our complete ¼" - 2" size range and accepts ISO / NAMUR accessories such as Gemini's LS-1 Limit Switch. Basic construction upgrades includes Teflon® impregnated hard anodized coating (PolyLube®), high temperature Viton® internal O-rings and 300 series stainless steel trim.

Both model actuators can be remotely piloted via means of (2) 1/8" NPT connections or supplied with our model 4GP integral four-way solenoid valve available in a variety of voltages.

Operation: Air Supply of 60-125 psi is connected to the solenoid valve. When voltage is supplied to the solenoid valve air cycles into the actuator moving the internal pistons rotating the actuator pinion counter clockwise causing the ball valve to open. When voltage is removed from the solenoid valve air cycles to the opposite side of the pistons rotating the actuator pinion clockwise causing the ball valve to close.

Double Acting with Fail Safe Feature:



Another Gemini Valve industry first. Delivering the service life of a double acting model while retaining the spring return fail safe feature. This unique design minimizes internal wear and mechanical spring fatigue characteristics associated with typical spring return designs. Standard with an integral five-way solenoid valve available in a variety of voltages.

Operation: Upon supply of air to the solenoid valve the internal springs are compressed and will remain compressed as long as there is an air supply to the solenoid valve. The actuator will now operate as a conventional double-acting model and the fail-safe feature will only activate upon loss of air pressure / supply. In the case of a power failure the valve will return to the normal closed position. Cycle or index speed is approximately ½ - 1 second. Note; we can also service normally open applications - contact us for details.

Spring Return:



This conventional style spring return model comes with optional model 3GP integral three-way solenoid valve available in a variety of voltages.

Cycle or index speed is approximately ½ - 1 second. Actuator can also be remotely piloted via means of 1/8" NPT air connection.

Operation: Air Supply of 60-125 psi is connected to the solenoid valve. When voltage is supplied to the solenoid valve air cycles into the actuator moving the internal pistons and compressing the springs rotating the actuator pinion clockwise causing the ball valve to open. When voltage is removed from the solenoid valve the internal springs de-energize moving the internal pistons in the opposite direction rotating the actuator pinion counter-clockwise causing the ball valve to close. Anytime during service should the air supply be disrupted the internal springs will immediately return the ball valve to the closed position.

Product Information

Pneumatic Actuators Accessories

GP Solenoid Valves



Gemini's Performance Automation Series Model GP Solenoid Valves are the ideal pilot valve for our pneumatic actuators. 4GP four-way model for double-acting and 3GP three-way model for spring-return actuators. Utilizing a flush mount NAMUR compatible interface to provide a space efficient design which mounts quickly and easily.

Constructed from corrosion resistant materials including a Teflon® impregnated, hard coat anodized aluminum body, stainless steel spool, and Zytel operator body to ensure long, trouble free life in a variety of environments. A single air connection and DIN style electrical connection are all that is required to complete the automated ball valve package. The Mini-DIN style operating coil is available in a variety of popular voltages and can be adapted to conduit, strain relief, wire lead or automotive style connections.

LS-1 Limit Switch



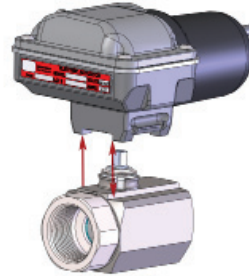
Limit switches are available for all models (except C90) to remotely denote valve position or to interconnect with other devices.

The limit switch utilizes two mechanical S.P.D.T. (Single-Pole, Double-Throw) microswitches which respond to the actuator fully open or fully closed position by means of a cam fitted to the actuator top shaft. U.L.® Listed as Industrial Control Equipment for use in Hazardous Locations, Class I, Groups B, C, & D and Class II, Groups E, F, & G

Special brackets and shaft extensions available for mounting the Gemini's Limit Switch, auxiliary equipment including positioners and signal transmitters, requiring NAMUR interface compatibility.

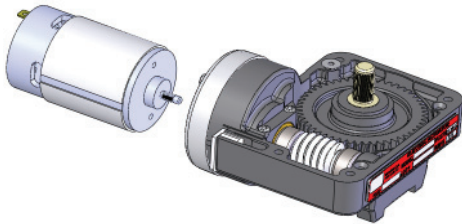
Product Information

Electric Actuators

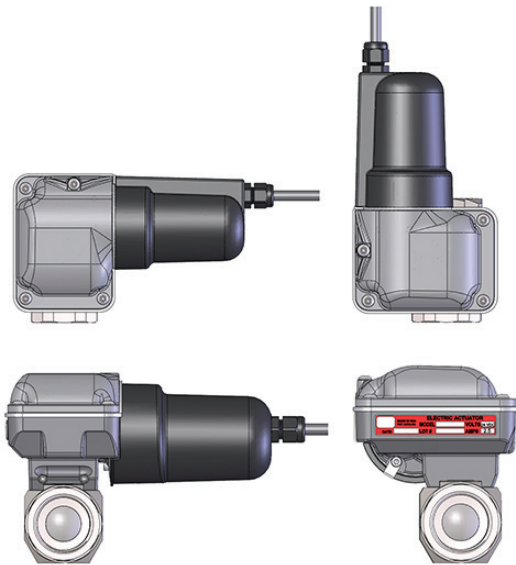


Gemini's Performance Automation Series Electric Actuators are the ideal alternative for a wide variety of OEM and End User applications where slow, bulky, unreliable, or short life actuation is problematic.

Featuring a superior mounting system which ensures precise alignment and rigidity. The valve body incorporates a precisely machined locater rail which mates perfectly with the integral actuator coupling.



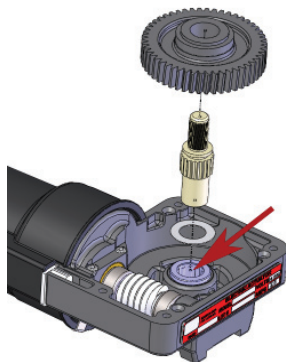
Featuring a quick 1.5 second cycle (index) speed. Enclosed in an ultra-compact General Purpose Enclosure is our durable worm drive transmission powered by a 24VDC gear motor.



Actuator to valve mounting can be In-Line or Cross Mounted to accommodate installation to confined locations.

Each actuator is precisely calibrated to ensure accurate and repeatable indexing. The standard model is supplied with 24" 22 gauge wire leads. A variety of electrical terminations are also available upon request.

Position feedback can be sensed by taking advantage of the second pole of the internal stop/start micro switches.



The drive train is permanently lubricated for maintenance free operation. Additionally a bearing-supported drive train ensures long, reliable performance.

Actuators can be customized to meet specific application requirements. Optional 12VDC motor option available upon request subject to minimum purchase.

Product Specifications

Pneumatic Actuators

MODEL:



C90BDB

TEMPERATURE:

- 20°F to 180°F with Standard Buna N O-rings
- 20°F to 350°F with optional Viton® O-rings

AIR CONNECTIONS: Female (2) 1/8" NPT Female, Optional NAMUR Interface

MATERIALS:

- BODY - Aluminum with Hard Anodized Surfaces
- EXTERNAL HARDWARE - Pinion Shaft / Driver Electroless Nickel Plated Carbon Steel, Endplate(s), Fasteners 300 Series Stainless Steel
- O-RINGS - Buna N (standard), Optional Viton®

MODELS:



C512D/ 522D



C512SR5 / C522SR5



C512SR / C522SR

TEMPERATURE:

- 20°F to 350°F

AIR CONNECTIONS: Female (2) 1/8" NPT / NAMUR Interface

MATERIALS:

- BODY - Aluminum with Teflon® Impregnated Hard Anodized (PolyLube®) Surfaces
- EXTERNAL HARDWARE - (Pinion Shaft, Driver, End Caps) 300 Series Stainless Steel
- SPRING MODULES - Aluminum with Teflon® Impregnated Hard Anodized (PolyLube®) Surfaces, 300 Stainless Hardware
- EXTERNAL TRIM - 300 Series Stainless Steel
- O-RINGS - Viton®

ALL MODELS

CYCLE (INDEX) TIME: Approximately 1/2-1 Second (Load Dependent)

AIR SUPPLY: 60 - 125 psi air. Sufficient air delivery must be available at the actuator to ensure dependable operation. The following precautions should be observed: Air supply should be clean and free of moisture. When dirty or wet air is a problem; a filter / separator should be specified; these units are most effective when installed as close as possible to the actuator. A filter, when used, should permit a minimum flow of 4 scfm at an upstream pressure of 60 psi. Eliminate severe restrictions to air flow (certain solenoid valves & fittings). The most restricted passage must have an area no smaller than .012 inches square, the area of 1/8" diameter orifice. If more than a single actuator is to be supplied by an individual pilot, the minimum passage requirement applies per actuator. All actuator models are permanently lubricated and are not recommended to be used with any other air supply lubricants.

TUBING: For short runs up to 5 feet 5/32" I.D. is suitable, 1/4" I.D. will serve up to 30 feet. For longer runs, use 3/8" I.D. or larger.

Product Specifications

Ball Valves

TEMPERATURE*:

- P.T.F.E. (Glass Filled Reinforced Teflon®) with Viton®: -20°F to 400°F
- P.T.F.E. (Glass Filled Reinforced Teflon®) with EPDM: -50°F to 250°F

VALVE BODY PRESSURE RATING*: 1,000 P.S.I.** C.W.P.***

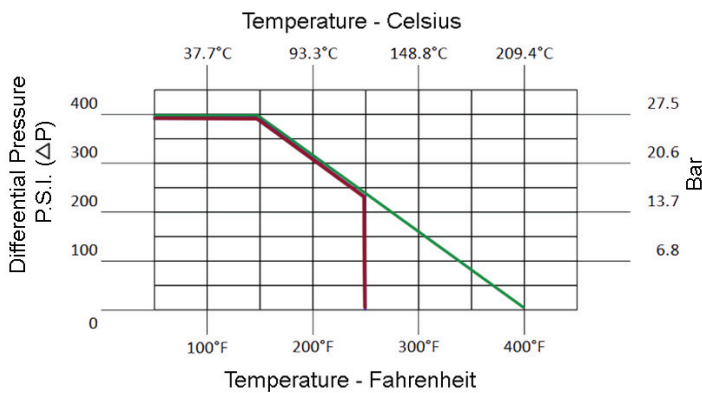
MAXIMUM PRESSURE DIFFERENTIAL: 400 P.S.I.**

*see Differential Pressure - Temperature Chart below

**p.s.i = Pounds Per Square Inch

***C.W.P. = Cold Working Pressure to 150°F

DIFFERENTIAL PRESSURE - TEMPERATURE CHART



- P.T.F.E. (Glass Filled Reinforced Teflon®) with Viton®
- P.T.F.E. (Glass Filled Reinforced Teflon®) with EPDM

CONNECTION STYLE / SIZE RANGE:

Pipe / N.P.T. Female Screwed End

NOTE: other connections / sizes may be available upon request

MATERIALS:

BODY;

- Brass - ASTM B-16
- Carbon Steel (consult Gemini)
- CF8M Stainless Steel

BALL; Type 316 Stainless Steel

STEM; Type 630 (17-4) Stainless Steel

SEATS AND STEM SEAL;

- Glass Reinforced P.T.F.E. (Teflon®) with Viton®
- Glass Reinforced P.T.F.E. (Teflon®) with EPDM

Cv

Note: The values derived from the flow equation are for estimating purposes only. Product variances or systemic factors may alter actual performance.

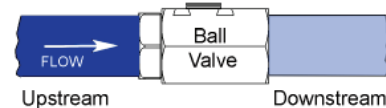
Valve Size	1/4	3/8	1/2	3/4	1
Cv	8	8	8	12	32

To Use the Pressure - Temperature Chart

Draw an imaginary line from your media Differential Pressure to your media Temperature to confirm it falls within the valve rating based upon the type of seal materials to be used.

To Calculate Pressure Differential

Compare the Upstream media pressure to the Downstream. The pressure differential should not exceed 400 P.S.I. See examples below;



Examples:

Upstream Pressure of 1000 P.S.I. less Downstream of 625 P.S.I. equals 375 P.S.I. which is below 400 P.S.I. differential i.e. OK

Upstream Pressure of 600 P.S.I. Less Downstream of 0 P.S.I. equals 600 P.S.I. which is above 400 P.S.I. differential - outside of ratings not recommended.

Product Specifications

Pneumatic Actuator Accessories

Integral Solenoid Valves

TEMPERATURE: -20° F to 350° F

AIR SUPPLY / TUBING: see Pneumatic Actuators Specifications

AIR CONNECTION: Female 1/8" NPT for Model 4GP, 1/4" NPT for Model 3GP / 5GP

OPERATING COIL: Operating coil technical data is dependent on the specific model selected, however, all standard coils as designated by the 'SC' code and conform to the following:

Wattage: 5 Watts

Class: F, continuous duty

Protection: IP65 (with connector) dusttight, water resistant, Connection: Mini-DIN Standard



MATERIALS:

BODY - PTFE / Anodized Aluminum

SPOOL - 18-8 Stainless Steel

SEALS - Nitrile / Viton®

HARDWARE - 18-8 Stainless Steel

COIL / BODY - GF Nylon / GF Zytel

Limit Switch

TEMPERATURE: 10° F to 180° F

CONDUIT CONNECTION: 1/2" NPT

ELECTRICAL RATING: 10 amp. 250VAC maximum; 1/2 amp. 125VDC; 1/4 amp. 250VDC; 5 amp. 125VAC lamp load. Note: each pole must be the same polarity to utilize these ratings.

MICROSWITCHES: Mechanical S.P.D.T. (Single Pole Double Throw)

INTERNAL WIRING CONNECTORS: Screw Clamp

NEMA STANDARDS: NEMA 1 (General Purpose); NEMA 4 (Watertight & Dusttight); NEMA 7 (Hazardous Locations, Class I Groups B, C, & D); NEMA 9 (Hazardous Locations, Class II, Groups E, F, & G); NEMA 12 (Oiltight and Driptight); and NEMA 13 (Oiltight and Dusttight).

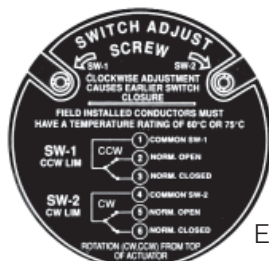
UL® LISTINGS: Industrial Control Equipment for use in Hazardous Locations, Class I, Groups B,C, & D and Class II, Groups E, F, & G

MATERIALS:

Body / Cover - Aluminum with Teflon® Impregnated Hard Anodized (PolyLube®) Surfaces

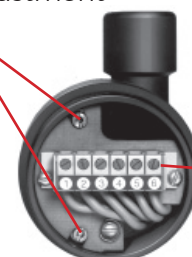
Probes - 316 Stainless Steel

Cover Seal / Probes - Buna N



Electrical Schematic
(located in cover)

Switch Adjustment
Screws



Terminal Strip

Product Specifications

Electric Actuators

TEMPERATURE: 40°F to 221°F

MOTOR: 24VDC

NOTE: Optional 12VDC Available Upon Request. Subject to minimum purchase quantities.

CURRENT (AMPS): Start 2.4, Running 1.2

DUTY CYCLE: 25%

CYCLE (INDEX) TIME: 1.5 Seconds (load dependent)

ENCLOSURE: General Purpose (non-NEMA rated)

ELECTRICAL LEADS: 24" (optional lengths and electrical terminations available upon request)

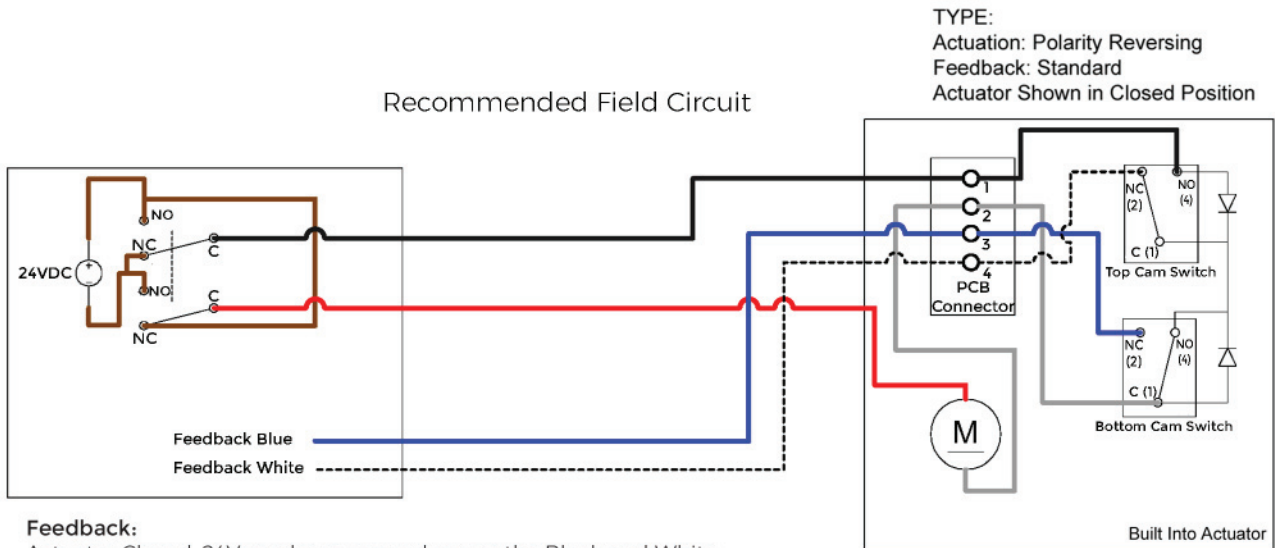
MATERIALS:

BODY: Coated Aluminum Die Cast Base

ENCLOSURE: Zytel

TRIM: (Output Shaft / Mounting Hardware): 300 Series Stainless Steel

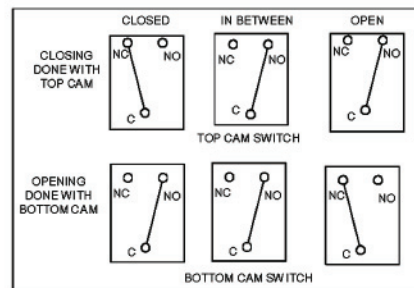
WIRING DIAGRAM:



Feedback:

Actuator Closed: 24V can be measured across the Black and White
Actuator Open; 24V can be measured across the Black and Blue
The feedback signal should only be used for measurement, or running very small loads such as LEDs, Relays, IO Modules, or signal logic. If the feedback is used to run more than a small load, the actuator motor will continue to rotate past the Open and Closed stop positions.

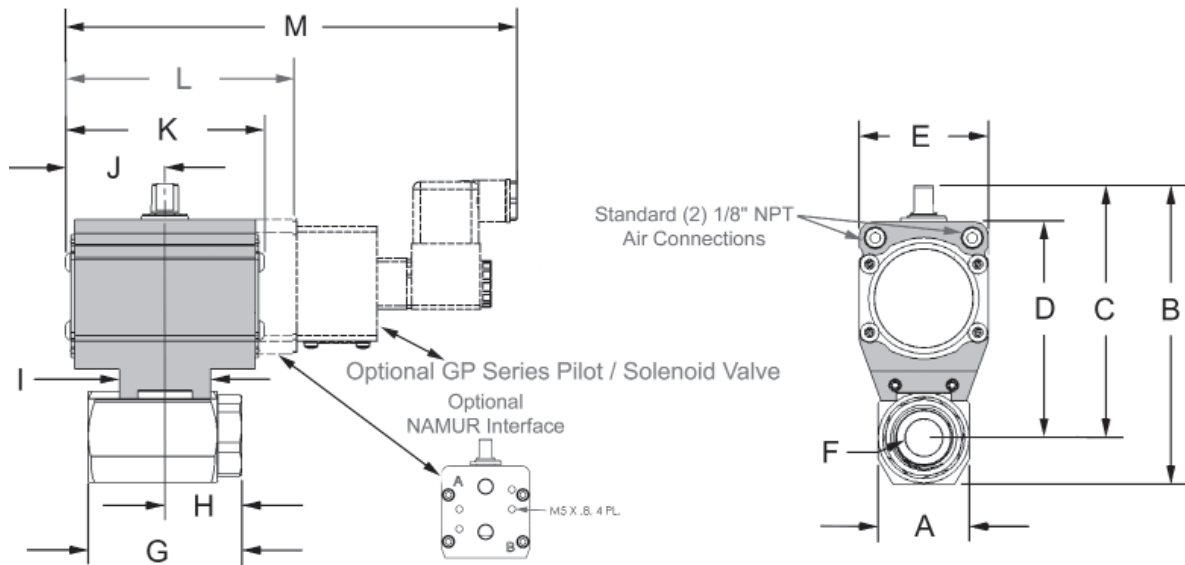
Wire	Valve Closed	Valve Opening	Valve Open	Valve Closing
Black	0 VDC	+ 24VDC	+ 24VDC	0 VDC
Red	+ 24VDC	0 VDC	0 VDC	+ 24VDC
Blue	Open	Open	0 VDC	Open
White	+ 24VDC	Open	Open	Open



Product Dimensions

Pneumatically Actuated

Model: C90BDB

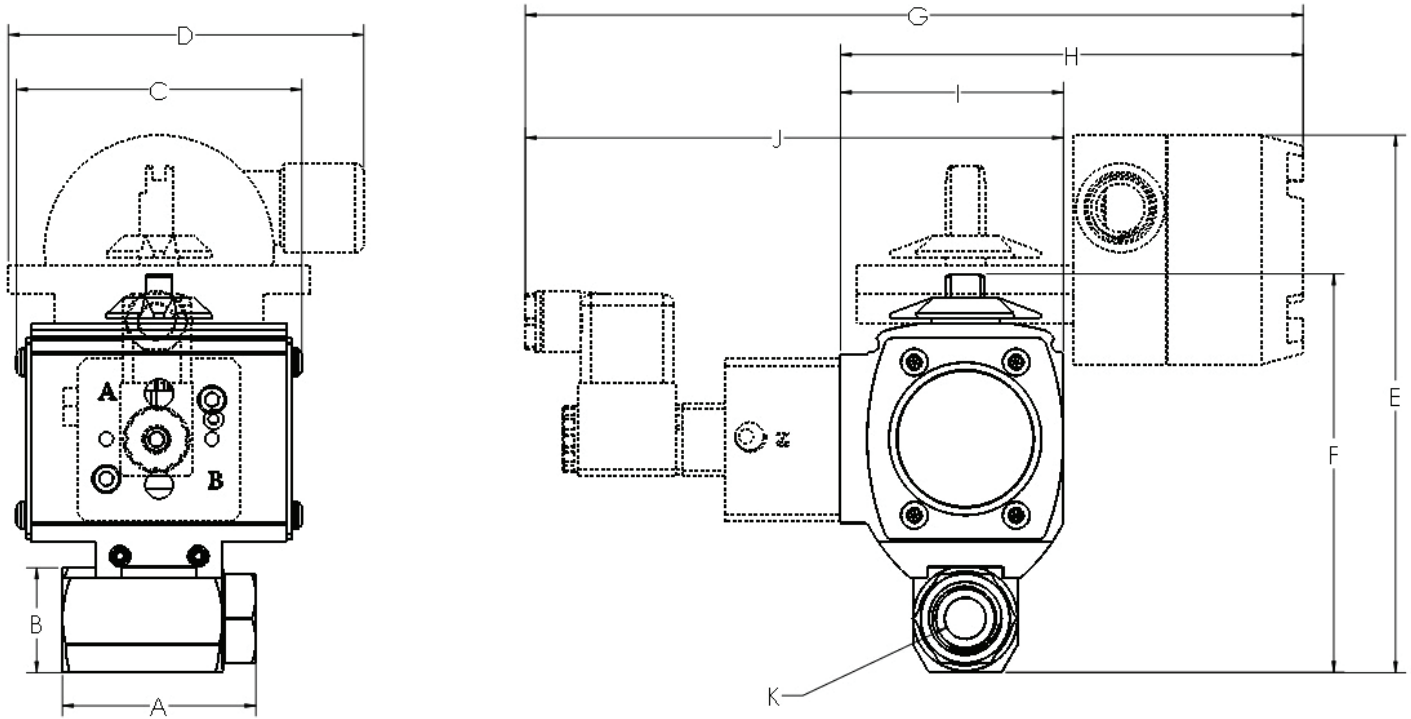


Dimensions (Inches)													
Valve Size	A	B	C	D	E	F (Port)	G	H	I	J	K	L	M
1/4, 3/8, 1/2	1.25	4.67	4.03	3.43	2.13	.49	2.31	1.15	1.50	1.63	3.27	3.75	7.52
3/4	1.50	4.92	4.15	3.56		.62	2.53	1.27					
1	1.75	5.17	4.30	3.70		.80	3.06	1.53					

Product Dimensions

Pneumatically Actuated

Models: C512D / C522D

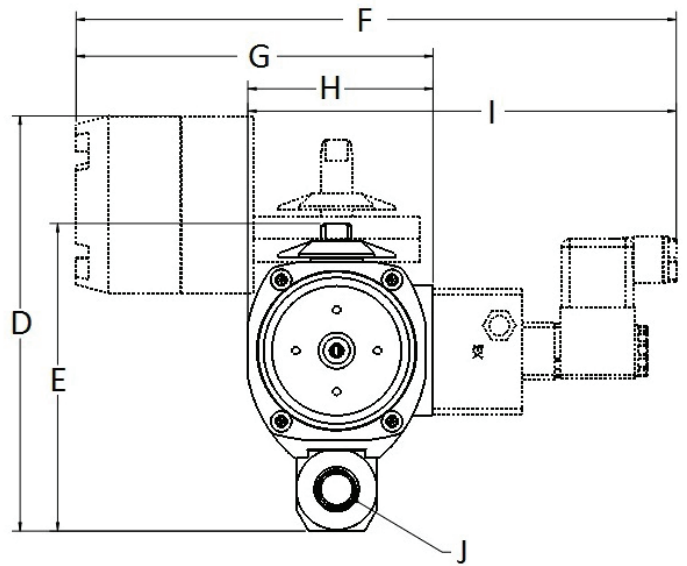
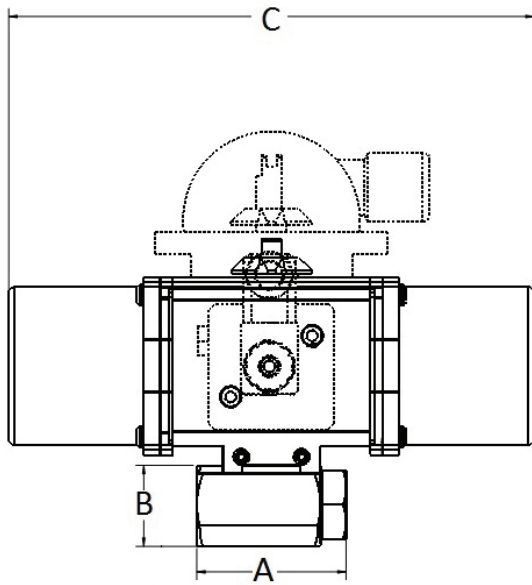


Valve Size	Dimensions (Inches)										
	A	B	C	D	E	F	G	H	I	J	K (Port)
1/4	2.31	1.25	3.41	4.24	6.41	4.75	9.28	5.52	2.66	6.42	.50
3/8	2.31	1.25	3.41	4.24	6.41	4.75	9.28	5.52	2.66	6.42	.50
1/2	2.31	1.25	3.41	4.24	6.41	4.75	9.28	5.52	2.66	6.42	.50
3/4	2.53	1.50	3.41	4.24	6.66	5.00	9.28	5.52	2.66	6.42	.62
1	3.06	1.75	3.41	4.24	6.91	5.25	9.28	5.52	2.66	6.42	.08

Product Dimensions

Pneumatically Actuated

Models: C512SR5 / C522SR5 - C512SR / C522SR

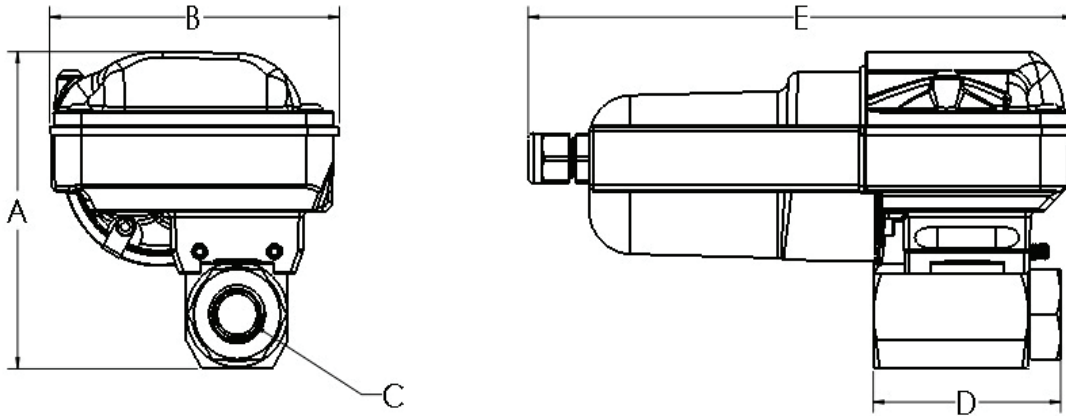


Valve Size	Dimensions (Inches)											
	A	B	C	D	E	F (3GP)	F (5GP)	G	H	I (3GP)	I (5GP)	J (Port)
1/4	2.31	1.25	8.13	6.41	4.75	9.10	9.28	5.52	2.66	6.24	6.42	.49
3/8	2.31	1.25	8.13	6.41	4.75	9.10	9.28	5.52	2.66	6.24	6.42	.49
1/2	2.31	1.25	8.13	6.41	4.75	9.10	9.28	5.52	2.66	6.24	6.42	.49
3/4	2.53	1.50	8.13	6.66	5.00	9.10	9.28	5.52	2.66	6.24	6.42	.62
1	3.06	1.75	8.13	6.91	5.25	9.10	9.28	5.52	2.66	6.24	6.42	.80

Product Dimensions

Electrically Actuated

Model: WD2402



Valve Size	Dimensions (Inches)				
	A	B	C (Port)	D	E
1/4	3.75	3.57	.50	2.31	6.72
3/8	3.75	3.57	.50	2.31	6.72
1/2	3.75	3.57	.50	2.31	6.72
3/4	4.00	3.57	.62	2.53	6.72
1	4.25	3.57	.80	3.06	6.72

How To Configure Model Number

Models:

C90BDB - Pneumatically Actuated

WDM2402 - Electrically Actuated

Specify Valve Size and Product Attributes separated with dashes

Examples: 1/2 87-1-RTV-6-C90BDB, 1 87-6-RTV-6-C90BDBN-4GP-SC07D-120VAC-DS

3/4 87-6-RTV-6-WDM2402

Product Attributes							
Size	Model	Body Material	Seal Materials	Ball & Stem Material	Actuator	Optional - Integral Model GP Solenoid Valve	Electrical Connection
1/4	87	1 Brass	RTV Glass Filled Reinforced P.T.F.E. (Teflon®) & Viton®	6 Stainless Steel	C90BDB Pneumatic Actuator	4GP-SC07D-120VAC 120VAC	DS DIN X Strain Relief
3/8		6 CF8M Stainless Steel	RTR Glass Filled Reinforced P.T.F.E. (Teflon®) & EPDM		C90BDBN Pneumatic Actuator with NAMUR Interface	4GP-SC06D-24VAC 24VAC	DC DIN X Conduit: 1/2"
1/2					C90BDV Pneumatic Actuator with Viton® O- rings	4GP-SC03D-24VDC 24VDC	NOTE: Other styles available upon request
3/4					C90BDVN Pneumatic Actuator with NAMUR Interface Viton® O-rings	4GP-SC02D-12VDC 12VDC	
1					WDM2402 Electric Actuator 24DC	NOTES: Requires NAMUR Interface on Pneumatic Actuator. Other voltages available upon request	

Model:

C500 - Pneumatically Actuated

1. Configure Valve

1a Specify Valve Size and Product Attributes separated with dashes

Examples: 1/2 87-1-RTV-6, 1 87-6-RTR-6

Product Attributes				
Size Range	Model	Body Material	Seal Materials	Ball & Stem Material
1/4 - 2	87	1 Brass	RTV Glass Filled Reinforced P.T.F.E. (Teflon®) & Viton®	6 Stainless Steel
		6 CF8M Stainless Steel	RTR Glass Filled Reinforced P.T.F.E. (Teflon®) & EPDM	

2. Configure Actuator

2a. Take Configured Valve Model and add Actuator Type and Optional Actuator Accessory

separated with dashes. Examples: 1/2 87-1-RTV-6-C512D / 1/2 87-1-RTV-6-C512D-4GP-SC07D-120VAC-DS

1/2 87-1-RTV-6-C512D-4GP-SC07D-120VAC-DS-LS-1

1/2 87-1-RTV-6-C512SR5-5GP-SC07D-120VAC-DS

1/2 87-1-RTV-6-C512SR / 1/2 87-1-RTV-6-C512SR-3GP-SC07D-120VAC-DS

Valve Size	Actuator Type	Optional Actuator Accessory				
		GP Model NAMUR Integral Solenoid Valve				Limit Switch
		Model	Coil Style	Voltage Code	Electrical Connection	
1/4, 3/8, 1/2, 3/4, 1	C512D Double-Acting	4GP	SC Standard	07D-VAC 120VAC	DS DIN x Strain	LS-1
	C512SR5* Double-Acting with Fail Safe Feature	5GP	MR Manual Override	03D-VDC 24VDC	DC DIN x Conduit; 1/2"	
	C512SR Spring-Return	3GP	HL** Manual Override	02D-VDC 12VDC	DA DIN x Field Bus M12	
1-1/4, 1-1/2, 2	C522D Double-Acting	4GP		06DVDC- 24VAC	DM15 DIN x Molded 15' Lead	
	C522SR5* Double-Acting with Fail Safe Feature	5GP		08D-VDC 240VAC	C24** Conduit 24" Leads	
	C522SR Spring-Return	3GP				

* Must be ordered with 5GP NAMUR Integral Solenoid Valve

** HL Coil Style only offered in 120VAC Conduit Hub with 24" Leads

Sample Request

OEMs (Original Equipment Manufacturers)

Gemini Valve provides no cost / obligation samples to OEMs who utilize our product(s) as an integral part of the products they manufacture. To obtain a product sample we simply want to learn the details of your intended application to ensure we are offering the best Gemini Valve solution for your specific application requirements. To obtain samples please call 603 244-7931 or email service@geminivalve.com your application parameters along with the model you are interested in and we will respond promptly.

Plant Engineers, Maintenance Managers and Personnel

Gemini Valve provides samples at little or no cost to Plant Engineers, Maintenance Managers and Personnel who have ongoing or project requirements to enable testing and evaluation of our products. To obtain a product sample we simply want to learn the details of your intended application to ensure we are offering the best Gemini Valve solution for your specific application requirements. To obtain samples please call 603 244-7931 or email service@geminivalve.com your application parameters along with the model you are interested in and we will respond promptly.

All specifications herein are subject to change without notice or obligation.

Seller warrants its products for a period of one (1) year, to be manufactured in accordance with our written specifications and free from material defects in material and/or workmanship. Seller, at its option, will promptly repair or replace any products returned intact to the factory, transportation charges prepaid, which Seller determines to be defective in material and/or workmanship. The foregoing shall constitute the sole remedy for any breach of Seller's warranty. Care must be taken to assure that the internal media and external environment are compatible with the materials of the ball valve. For a complete copy of our Warranty please see our Standard Terms and Conditions at www.geminivalve.com

Customer Satisfaction Promise - If for any reason our product(s) or service do not meet / exceed your expectations please contact us for prompt support.